


# Sunnylands Center & Gardens Lava Stone Walls

John Berley, Associate

Fred Fisher and Partners, Incorporated


The lava rock at Sunnylands Center & Gardens was procured from a quarry in Fillmore, Utah after much research into locations where the material was available, including Hawaii and Mexico. The material from Utah was the closest match to the tone and color range of the lava tile on the walls of the historic house. It was sourced by American Builders Supply in Saugus, California.



Great Room at the Center


Atrium at the Historic House

Large boulders were extracted in a range of colors: black, gray, red and brown. The boulders were trucked to Bakersfield where they were cut into 3" thick slabs. (Interestingly, often a boulder that was a specific color on the exterior would turn out to be a different color on the inside!)





The slabs were then transported to SMG Stone Company's fabrication plant in Sun Valley, where the slabs were cut into 10" squares that are 1-1/2" thick.



The colors were then laid-out and blended in the SMG's yard as full scale mock-ups of each wall, opposite each other to realize the fullest effect. The tiles were then sequentially numbered, packaged, and shipped to the site and installed.





With the help of the contractor, Matt Construction, we reinvented a process with lava stone that was common in the 1950s and 1960s, but one which was no longer in practice today.

